

Tuberculosis profile: South Africa

Population 2019: 59 million

Estimates of TB burden*, 2019

	Number	(Rate per 100 000 population)
Total TB incidence	360 000 (250 000-489 000)	615 (427-835)
HIV-positive TB incidence	209 000 (145 000-285 000)	357 (248-486)
MDR/RR-TB incidence**	14 000 (8 500-20 000)	23 (15-34)
HIV-negative TB mortality	22 000 (21 000-23 000)	38 (36-40)
HIV-positive TB mortality	36 000 (14 000-68 000)	62 (25-115)

Estimated proportion of TB cases with MDR/RR-TB*, 2019

New cases	3.4% (2.5-4.3)
Previously treated cases	7.1% (4.8-9.5)

Universal health coverage and social protection*

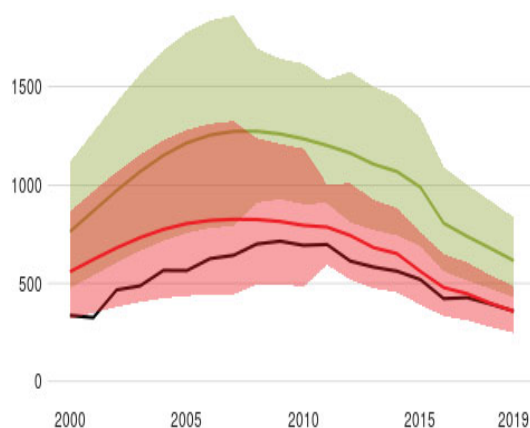
TB treatment coverage (notified/estimated incidence), 2019	58% (43-84)
TB patients facing catastrophic total costs	
TB case fatality ratio (estimated mortality/estimated incidence), 2019	17% (9-27)

TB case notifications, 2019

Total new and relapse	209 545
- % tested with rapid diagnostics at time of diagnosis	70%
- % with known HIV status	85%
- % pulmonary	89%
- % bacteriologically confirmed ^	74%
- % children aged 0-14 years	8%
- % women	38%
- % men	54%
Total cases notified	222 350

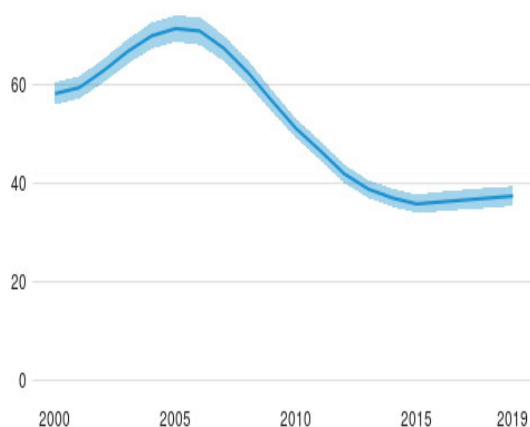
Incidence, New and relapse TB cases notified, HIV-positive TB incidence

(Rate per 100 000 population per year)



HIV-negative TB mortality

(Rate per 100 000 population per year)



Incidence, Notified cases by age group and sex, 2019

(Number)

TB/HIV care in new and relapse TB patients, 2019

	Number	(%)
Patients with known HIV status who are HIV-positive	104 010	58%
- on antiretroviral therapy	88 309	85%

Drug-resistant TB care, 2019

% of bacteriologically confirmed TB cases tested for rifampicin resistance - New cases ^	
% of bacteriologically confirmed TB cases tested for rifampicin resistance - Previously treated cases ^	
Laboratory-confirmed cases - MDR/RR-TB ^^	13 005
Patients started on treatment - MDR/RR-TB ^^	8 743
Laboratory-confirmed cases - XDR-TB ^^	406
Patients started on treatment - XDR-TB ^^	406
MDR/RR-TB cases tested for resistance to any fluoroquinolone	2 868

Treatment success rate and cohort size

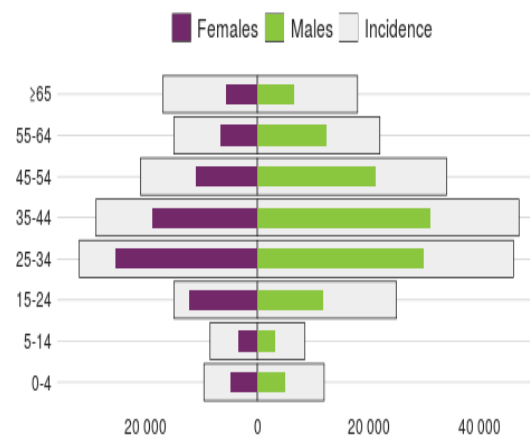
	Success	Cohort
New and relapse cases registered in 2018	71%	227 999
Previously treated cases, excluding relapse, registered in 2018	61%	12 905
HIV-positive TB cases registered in 2018	79%	80 444
MDR/RR-TB cases started on second-line treatment in 2017	60%	10 094
XDR-TB cases started on second-line treatment in 2017	60%	603

TB preventive treatment, 2019

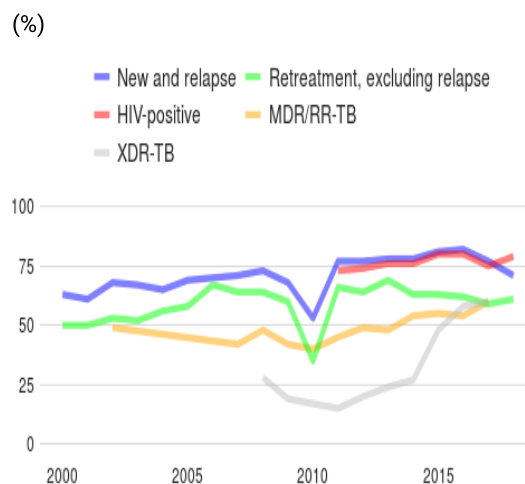
% of HIV-positive people (newly enrolled in care) on preventive treatment	69%
% of children (aged < 5) household contacts of bacteriologically-confirmed TB cases on preventive treatment	56% (51-61)

TB financing

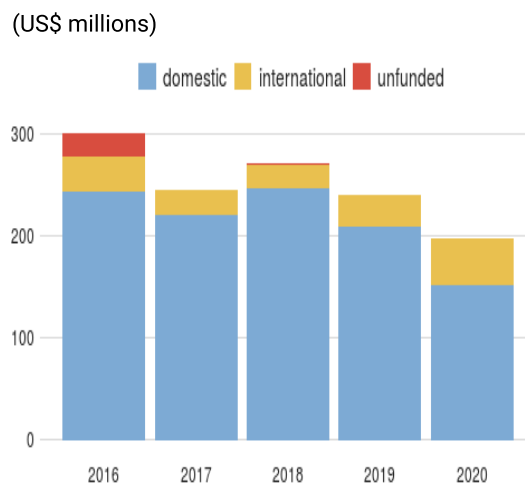
National TB budget, 2020 (US\$ millions)	197
- Funding source, domestic	77%
- Funding source, international	23%
- unfunded	0%



Treatment success rate



Total budget



** Estimates of TB and MDR-TB burden are produced by WHO in consultation with countries. Ranges represent uncertainty intervals.*

*** MDR is TB resistant to rifampicin and isoniazid; RR is TB resistant to rifampicin*

^ Calculated for pulmonary cases only

^^ Includes cases with unknown previous TB treatment history

^^^ Includes patients diagnosed before 2019 and patients who were not laboratory-confirmed

Generated 2020-10-15 by the World Health Organization (<https://www.who.int/tb/data/>)